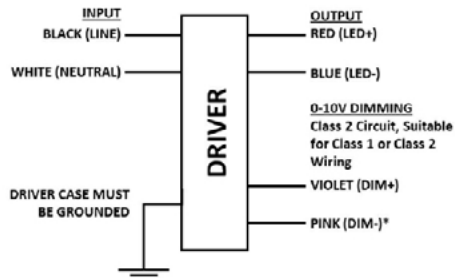


Electrical Specifications

Output Power (W)	Output Voltage (V)	Output Current (A)	T _{case} Max	Input Current (A)	Max. Input Power (W)	Inrush Current (Apk/μs)	Max. THD (%)	Min. Power Factor	Surge Protection (KV)	Weight (Lbs)	Envir. Protection Rating	Driver Type
150	60-210	0.70	80°C	1.4A@120VAC 0.6A@277VAC 0.67A@250VDC	165	190/400	20	0.90	3.0	2.8/1270	UL Dry & Damp	Constant Current

Wiring Diagram



Input, Output and 0-10V Dimming use lead-wires. Lead-wires are 18AWG 105C/600V solid copper

Standard Lead Length

	in.	cm.
Black	10	25
White	10	25
Blue	10	25
Red	10	25
Gray	10	25
Violet	10	25

Maximum Wiring Distance (at full load)

Wire Size (AWG)	Distance (feet)
26	8
24	13
22	21
20	34
18	54
16	85
14	137
12	210
10	357

Dimming Method	Dimming Range (%)	Other Comments
0-10V	100% ~ 10%	Dimming source current: 150 μA

Enclosure



	in. (mm)
Case Length	8.38 (211.1)
Case Width	2.35 (59.1)
Case Height	1.47 (37.1)
Mounting Length	9.0 (226.2)
Mounting Width	1.7 (42.9)
Overall Length	9.54 (240.5)

WARNING:

- Install in accordance with national and local electrical codes.
- The field-wiring leads or push-in terminals shall be fully enclosed.

Revised 04/18/2012

Xitanium LEDINTA0700C210DO

150W 0.70A 0-10V Isolated Dimming

LEDINTA0700C210DO	
Brand Name	XITANIUM
Description	150W 0.70A 0-10V Isolated Dimming
Input Voltage	120~277V
Input Frequency	50/60Hz
RoHS	Yes
Approbations	UL, cUL
Status	Active

Installation & Application Notes:

Section I – Physical Characteristics

- 1.1 LED Driver shall be installed inside an electrical enclosure.
- 1.2 Wiring inside electrical enclosure shall comply with 600V/105°C rating or higher.

Section II – Performance

- 2.1 LED Driver complies with UL standard UL1012.
- 2.2 LED Driver has Class A sound rating.
- 2.3 LED Driver has a minimum ambient operating temperature of -40°C.
- 2.4 LED Driver has a 400 maximum switching cycle between -40°C to -20°C.
- 2.5 LED Driver has a life expectancy of 50,000 hours at Tcase of ≤ 75°C.
- 2.6 LED Driver has a life expectancy of 100,000 hours at Tcase of ≤ 65°C.
- 2.7 LED Driver has a typical self rise of 25°C at maximum load in open air without heat sink.
- 2.8 LED Driver maximum allowable case temperature is 80°C – see product label for measurement location.
- 2.9 LED Driver reduces output power to LEDs if max allowable case temperature is exceeded.
- 2.10 LED Driver has a failure rate of ≤ 0.01% per 1,000 hours at Tcase ≤ 70°C.
- 2.11 LED Driver tolerates sustained open circuit and short circuit output conditions without damage.
- 2.12 LED Driver complies with the requirements of the Federal Communications Commission (FCC) rules and regulations, Title 47 CFR Part 15 Non-Consumer (Class A).
- 2.13 The dimming lead leakage current is 0.01mA. The maximum number of drivers that can be connected in parallel to one dimming control circuit is based on this dimming lead leakage current and the calculation is described in the corresponding Design-in Guide.

Section III – UL Conditions of Acceptability (File E321253)

When installed in the end-use equipment, the following are among the considerations to be made:

- 3.1 The equipment shall be installed in compliance with the enclosure, mounting, spacing, casualty and segregation requirements of the ultimate application.
- 3.2 Consideration should be given to measuring the temperatures on electronic components of power circuits and transformer windings when the unit is installed in the end-use equipment based upon mounting orientation, operating ambient and ventilation. Magnetic components L2, T3, L5 and T2 employ Class 130 (B) insulation.
- 3.3 These drivers should be used within the recognized ratings.
- 3.4 The driver is suitable for use in “DAMP” and “DRY” locations.
- 3.5 The maximum available output parameters from the (0-10V) dimming circuit provided on LED driver model LEDINTA0700C210DO were tested in accordance with supplement (SB) of UL935 and were found permissible for connection via Class 2 wiring.
- 3.6 When the drivers are installed in the end-use application, the case temperature should not exceed the temperature limits specified in the following table:

Model No.	Input Voltage, Hz	Max. Case @ Tc, °C
LEDINTA0700C210DO	120-277, 60 Horizontal	80
	250VDC Horizontal	

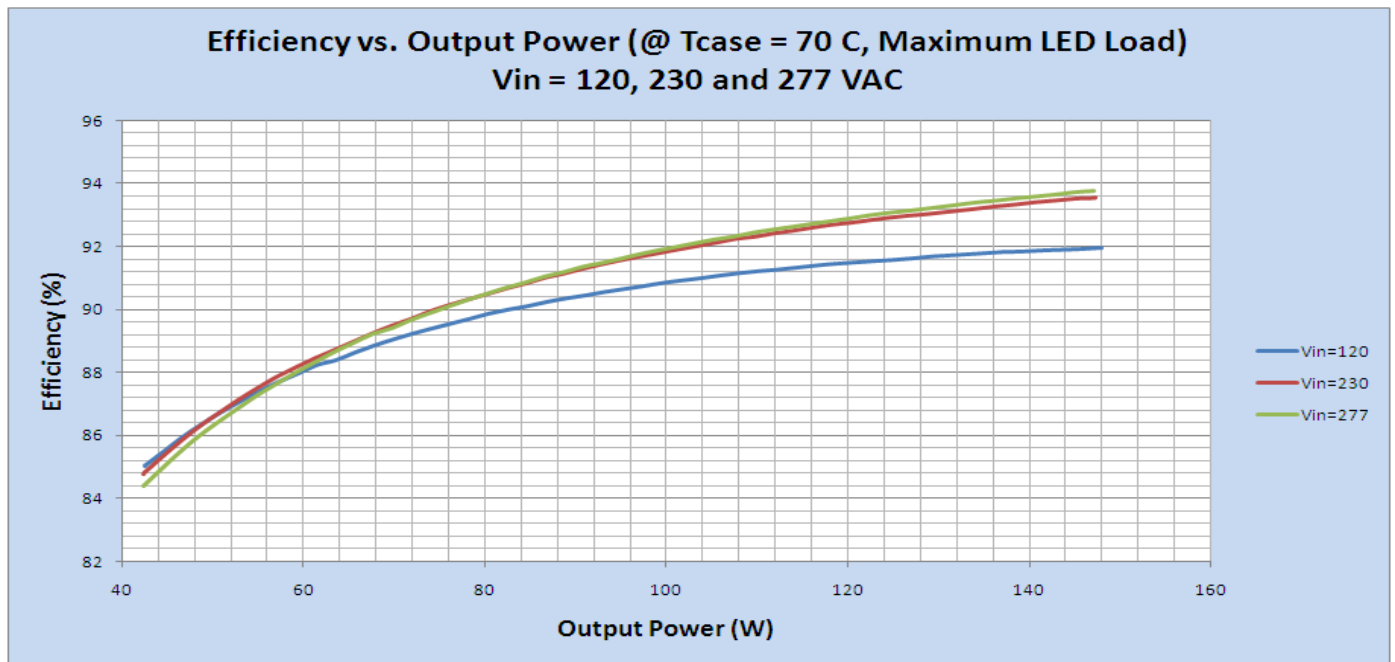
- 3.7 The maximum measured leakage current was 0.210 MIU while connected to a 120V branch source and 0.56 MIU while connected to a 277V source of supply.
- 3.8 For 250 Vdc application, driver must be additionally provided with an external DC fuse in the end-use application. Fuse must be Listed, CSA certified, manufactured Littelfuse, designated CCMR, rated 250 Vdc, 10A maximum. Fuse to be wired into the Hot leads of the driver. The method of adding the external fuse and fuse holder to be evaluated in the end-use application.

Xitanium LEDINTA0700C210DO

150W 0.70A 0-10V Isolated Dimming

Electrical Specifications

LEDINTA0700C210DO	
Brand Name	XITANIUM
Description	150W 0.70A 0-10V Isolated Dimming
Input Voltage	120~277V
Input Frequency	50/60Hz
RoHS	Yes
Approbations	UL, cUL
Status	Active

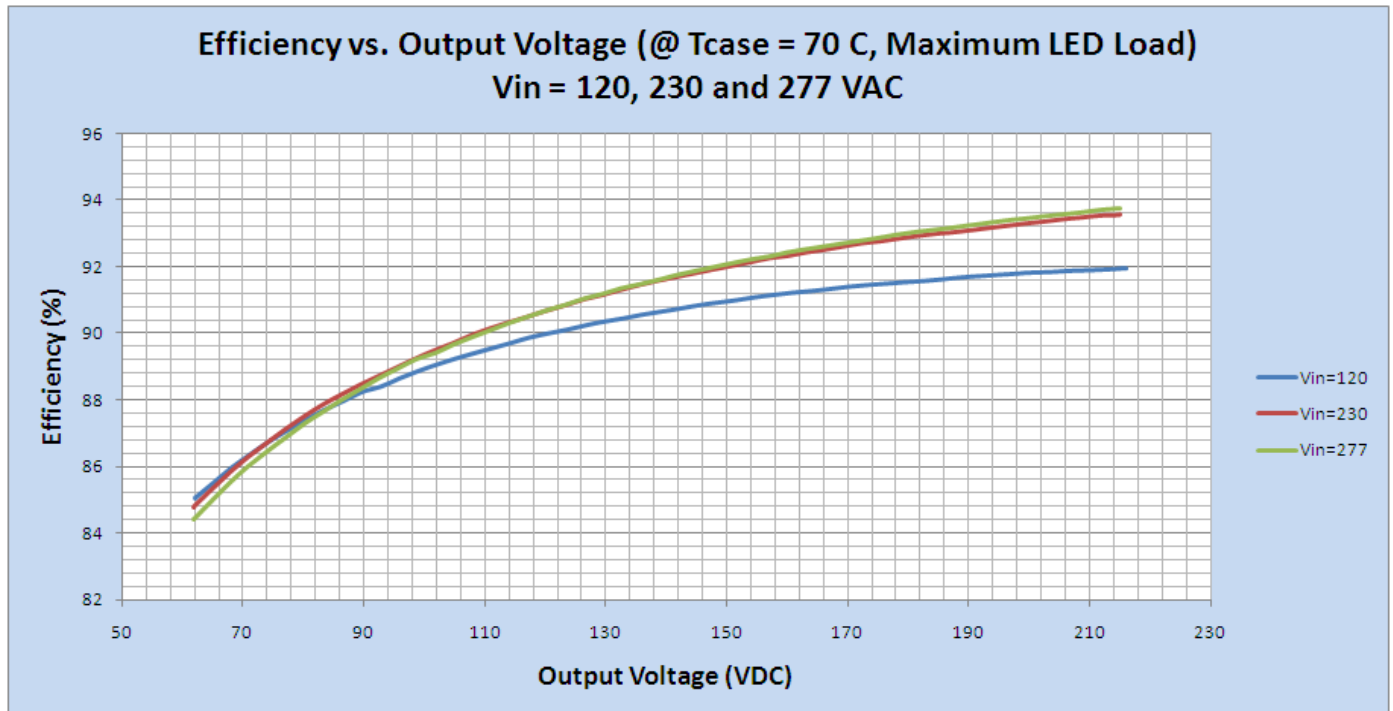


Revised 04/18/2012

Xitanium LEDINTA0700C210DO

150W 0.70A 0-10V Isolated Dimming

LEDINTA0700C210DO	
Brand Name	XITANIUM
Description	150W 0.70A 0-10V Isolated Dimming
Input Voltage	120~277V
Input Frequency	50/60Hz
RoHS	Yes
Approbations	UL, cUL
Status	Active

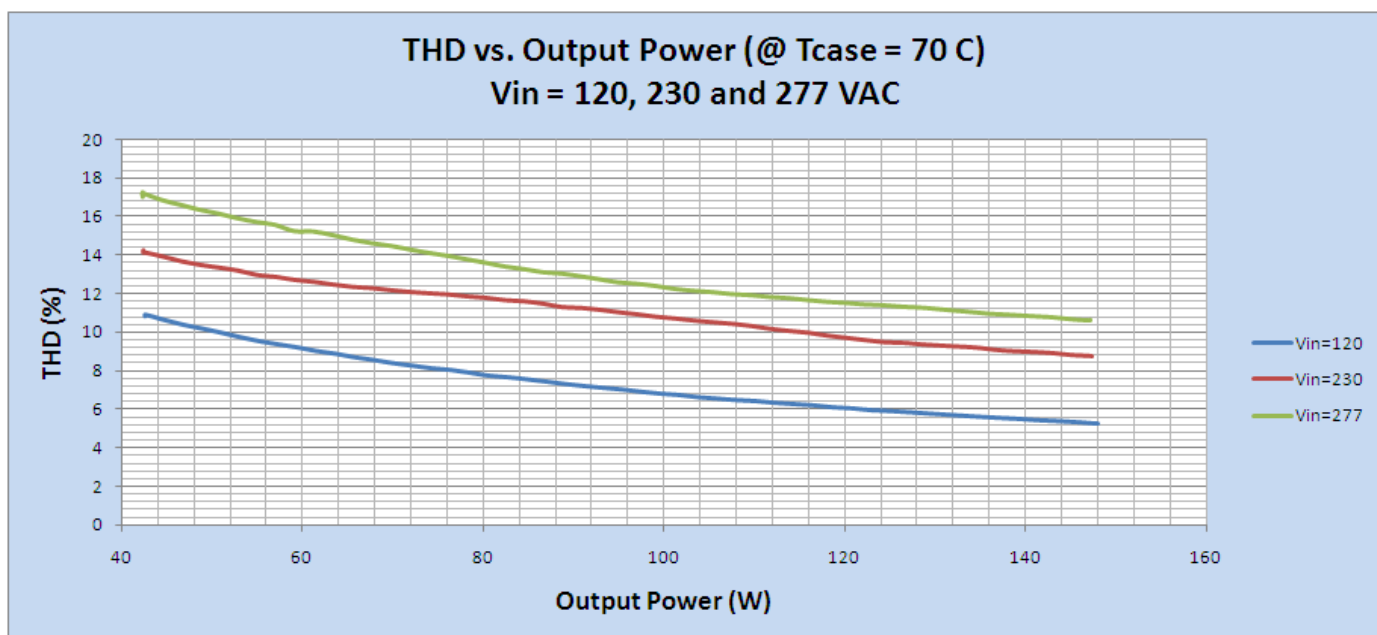
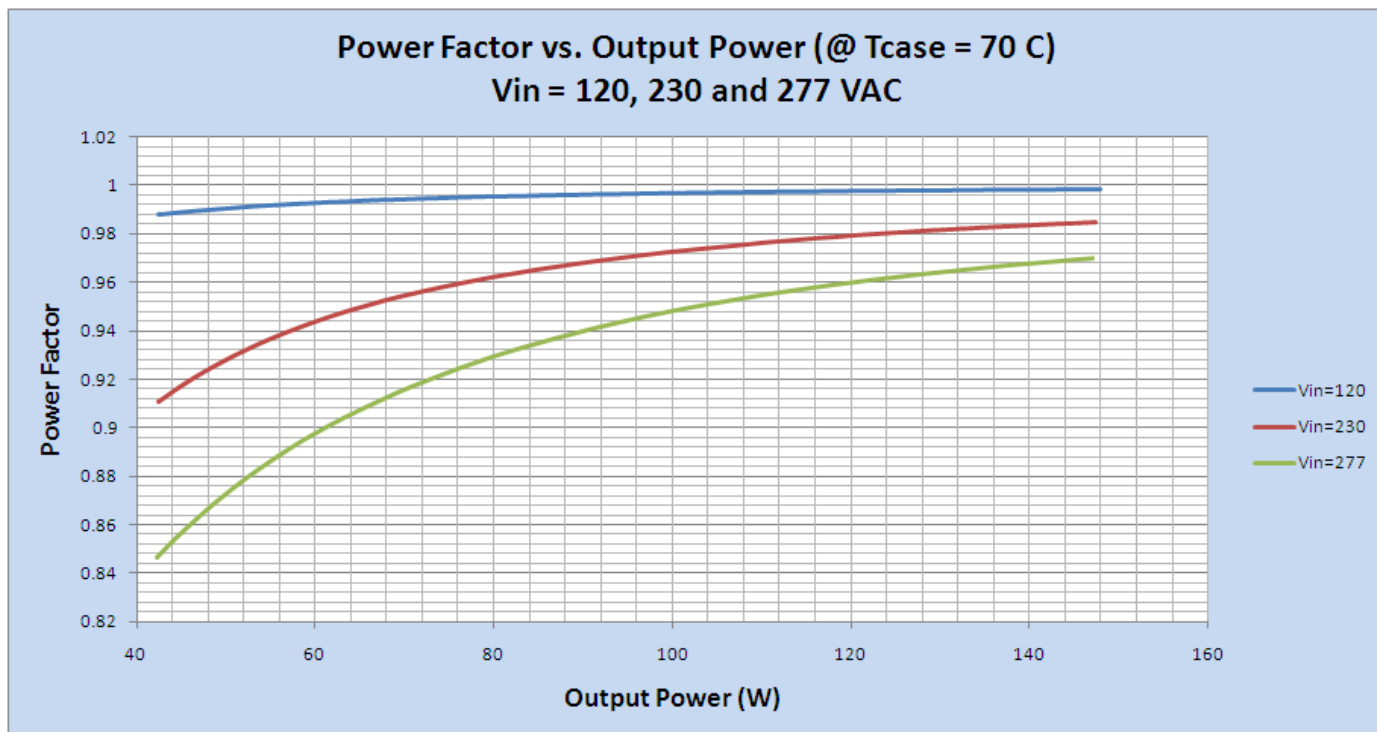


Revised 04/18/2012

Xitanium LEDINTA0700C210DO

150W 0.70A 0-10V Isolated Dimming

LEDINTA0700C210DO	
Brand Name	XITANIUM
Description	150W 0.70A 0-10V Isolated Dimming
Input Voltage	120~277V
Input Frequency	50/60Hz
RoHS	Yes
Approbations	UL, cUL
Status	Active

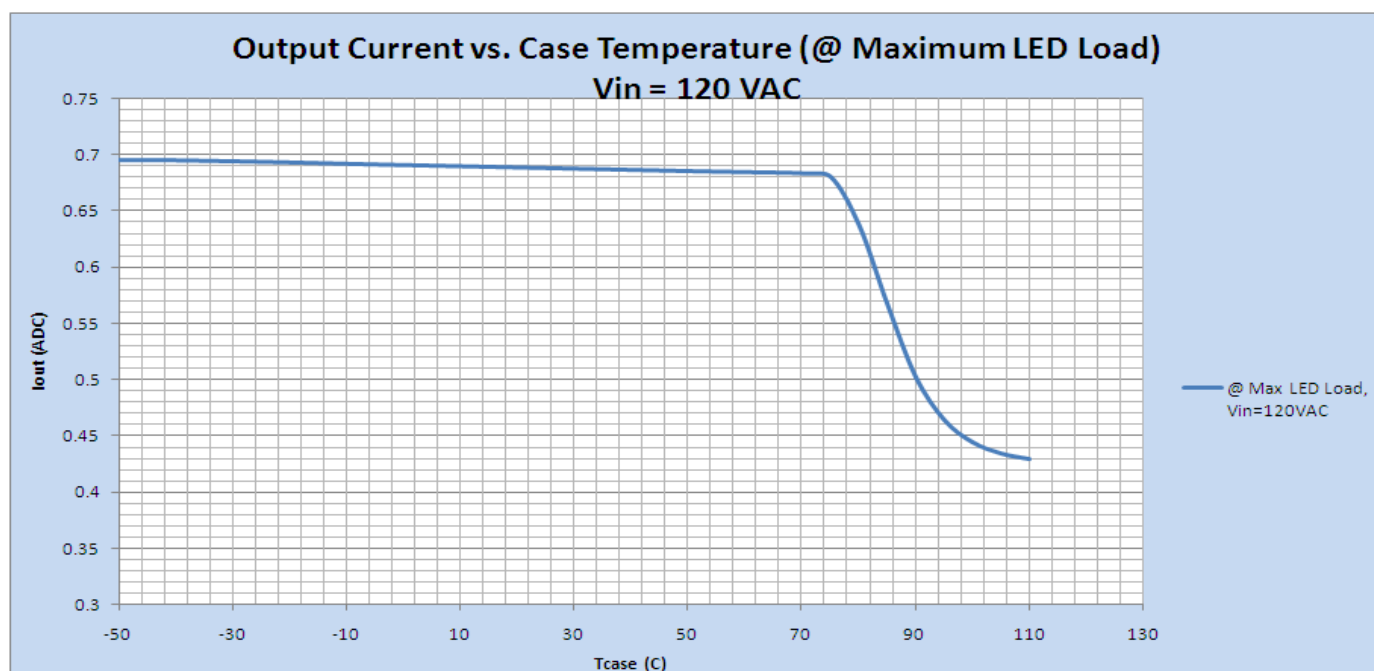


Revised 04/18/2012

Xitanium LEDINTA0700C210DO

150W 0.70A 0-10V Isolated Dimming

LEDINTA0700C210DO	
Brand Name	XITANIUM
Description	150W 0.70A 0-10V Isolated Dimming
Input Voltage	120~277V
Input Frequency	50/60Hz
RoHS	Yes
Approbations	UL, cUL
Status	Active

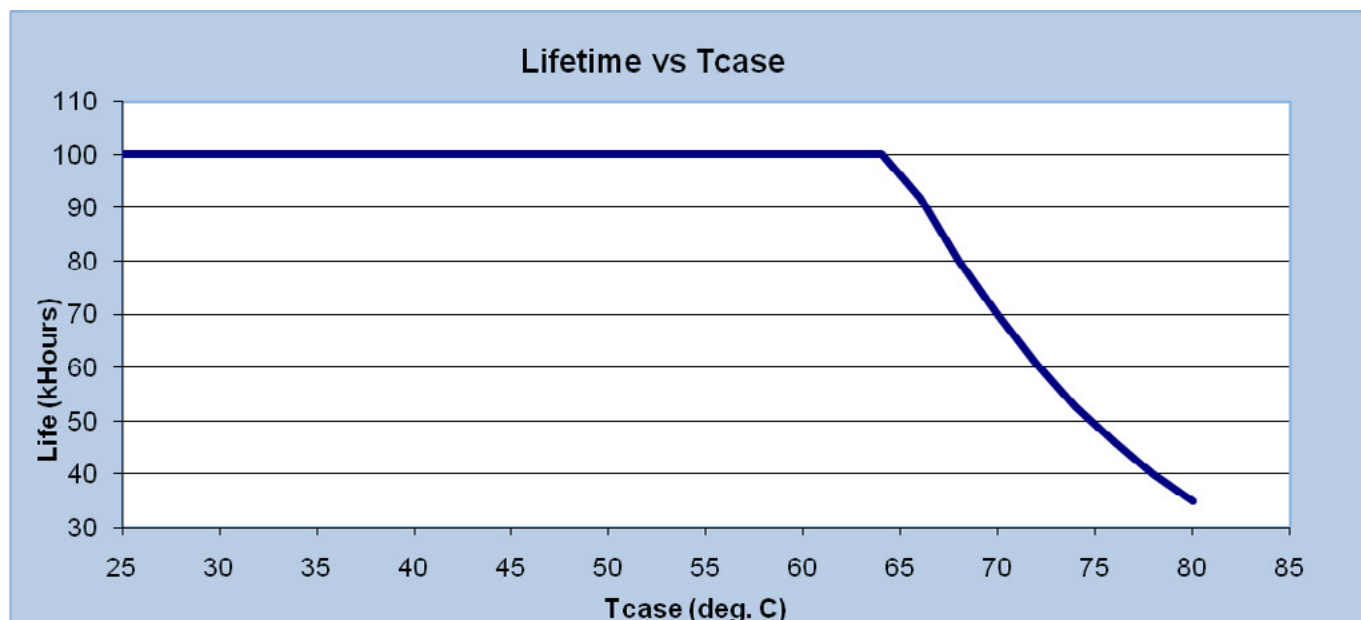
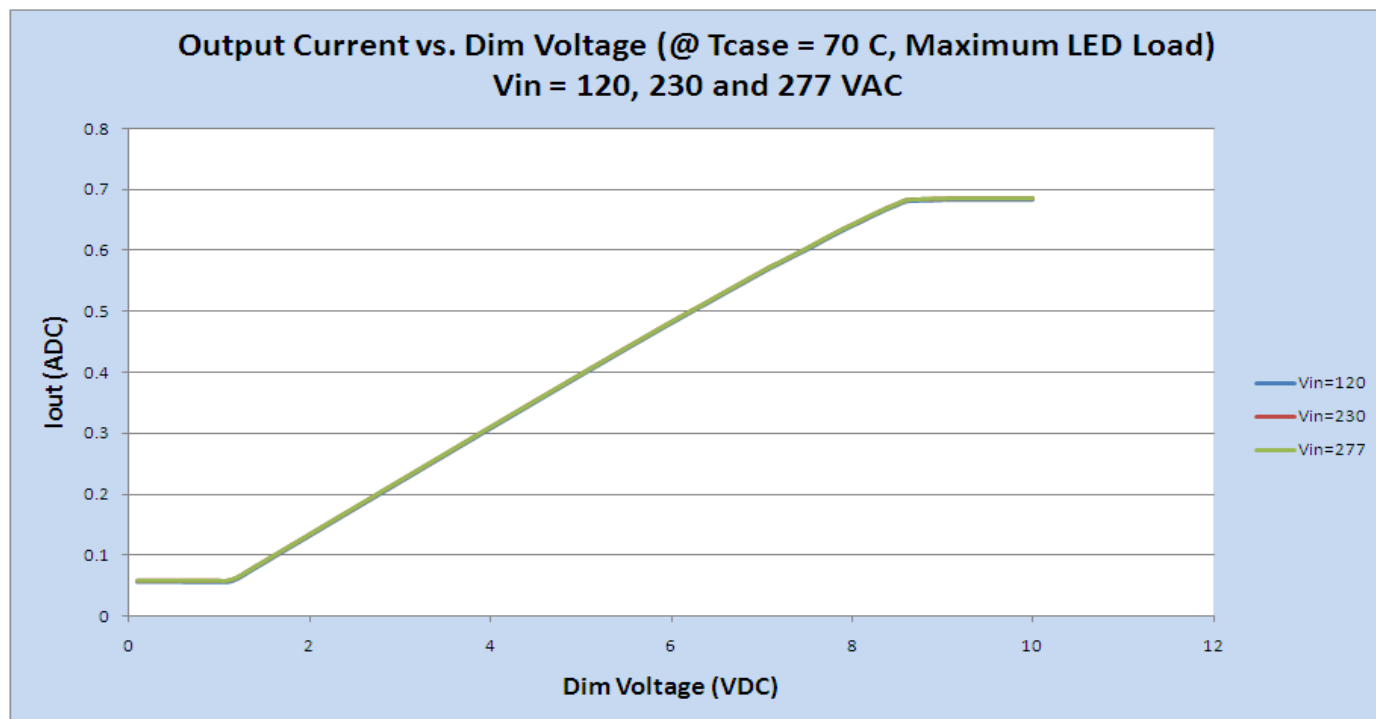


Revised 04/18/2012

Xitanium LEDINTA0700C210DO

150W 0.70A 0-10V Isolated Dimming

LEDINTA0700C210DO	
Brand Name	XITANIUM
Description	150W 0.70A 0-10V Isolated Dimming
Input Voltage	120~277V
Input Frequency	50/60Hz
RoHS	Yes
Approbations	UL, cUL
Status	Active



Revised 04/18/2012

Xitanium LEDINTA0700C210DO

150W 0.70A 0-10V Isolated Dimming

LEDINTA0700C210DO	
Brand Name	XITANIUM
Description	150W 0.70A 0-10V Isolated Dimming
Input Voltage	120~277V
Input Frequency	50/60Hz
RoHS	Yes
Approbations	UL, cUL
Status	Active

Failure Rate Info:

1. <0.01% per 1kHr @<= Tcase 65°C

Revision History:

Rev No.	Date	Description	Approval	Remarks
1.1	01/13/2012	* Add Envir. Protection Rating	N.T.	
1.2	02/01/2012	*Add Dimming source current: 150 μ A	N.T.	
1.3	02/02/2011	*Remove graph "Failure rate vs. Tcase *Add Failure Rate Info	N.T.	
1.4	2/27/2012	*Modify Part #(Remove Dashes)	N.T.	
1.5	04/09/2012	*Add Installation & Application Notes: Section II – 2.4: Max Switching Cycles	N.T.	
1.6	04/17/2012	*Remove Min .Output Power (W)		
1.7	04/18/2012	* Add Approbations: UL,CSA		

The information presented in this document is not intended as any commercial offer and does not form part of any quotation or contract.

